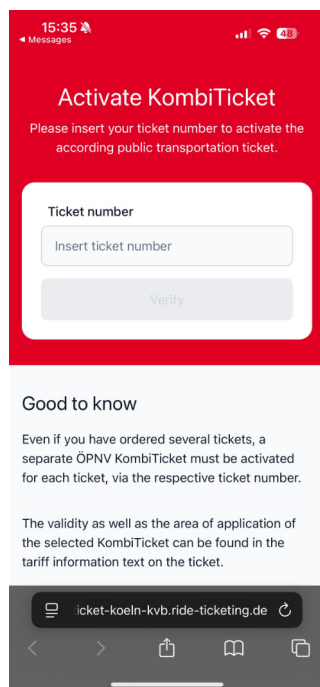


Activation of your personal public transport ticket:

Go to <https://kongressticket-koeln-kvb.ride-ticketing.de/app/> or scan the QR code.
Then follow steps 1-6 below:

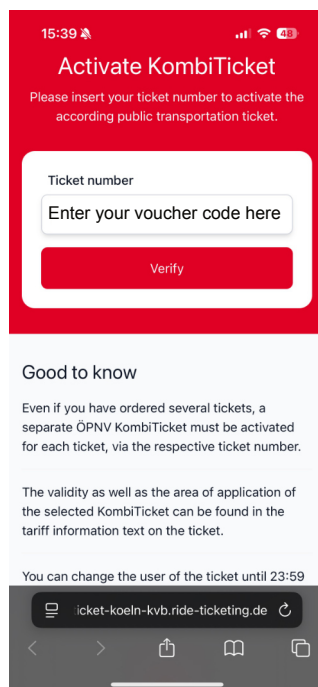


1



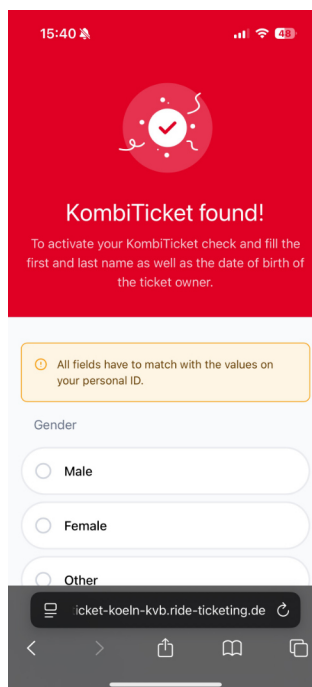
Screen 1 will appear with above www-link.

2



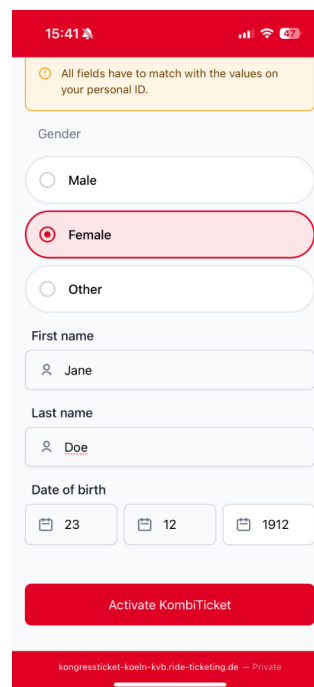
Enter **personalized voucher code** from email sent to you.

3




KombiTicket should be identified successfully by the system.

4



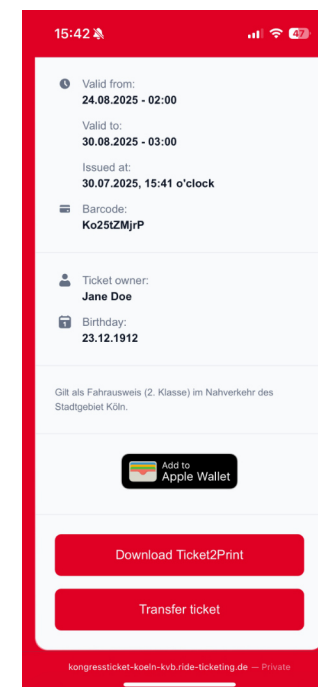
Enter your personal information here. Make sure that information matches the one on your personal ID.

5



Personal ticket is created.

6



Personal ticket will be active and valid from 24.08.25 02:00 to 30.07.25 03:00.

Before closing the registration site (6), do not forget to download the PDF version of the ticket. The ticket must be carried along when using public transport and must be shown together with your valid ID to public transport personnel upon request. An electronic version of the ticket can also be downloaded for inclusion into the cell phone wallet.